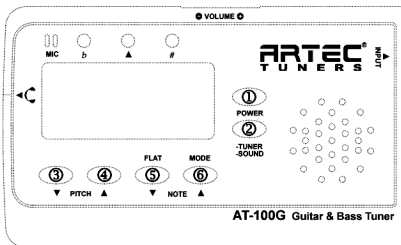


ARTEC®

AT-100G GUITAR & BASS TUNER

Dear Customer:
Thank you for choosing AT-100G Digital tuner.
Please carefully read the User's manual before using the product
and operate the product according to the manual.
Please keep the manual for later reference.

Panel and Functions



- Button ①:**
Keep pressing button 2 seconds to turn on, press one more time to turn off
- Button ②:**
It is for mode choosing between tuner and tone generator.
- Button ③:**
Under tuner mode and tone generator mode, it is for calibration.
- Button ④:**
Under tuner mode and tone generator mode, it is for calibration.
- Button ⑤:**
Under tuner mode, it is for flat tuning set up.
Under tone generator mode, it is for changing of the note name.
- Button ⑥:**
Under tuner mode, it is for mode choosing between Guitar and Bass.
Under tone generator mode, it is for changing of the note name.

DIGITAL AUTO TUNER

- Built-in Mic:** For acoustic and input jack for electric instruments.
- Calibration:** 430~450 HZ , 1 Hz step.
- Tuning mode:** Guitar and bass mode.
- Flat tuning:** b , bb , bbb , bbbb .
- Note:** 7 strings guitar and 6 strings bass.
- Tuning Range:** C1 ~ B7.
- Precision:** +/- 1 cent.
- Display:** tree LED shows in-tune or miss-tune, LCD meter indicates how closely it is tuned in cents scale.
- Tuning result indication:** LCD display note name, LED needle display cent difference, LED indicate tuning result.
- Power off:** The tuner will turn off automatically after about 5 minutes with out any sound input and operation.

REFERENCE TONE GENERATOR

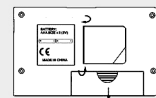
- Number of notes:** 7 strings guitar and 6 strings bass note.
- Calibration:** 430 ~ 450HZ, with 1 HZ step.
- Accuracy:** +/- 0.5 cent.

● Battery Installation

The tuner's power supply is battery. The battery comes together with the product. Please use two AAA size batteries (3V)for replacement. When the product is not working properly or the LCD does not display clearly, please take out the battery and put in again after several seconds. If it is not working, please replace the battery

Please install the battery according to the following step.

- Press the battery cover lightly(on the back cover), slide the battery cover a little according to the direction on the picture, then rotate to open the battery cover according to direction on the picture.
- Put in two AAA size batteries according to indicated direction.
- Close the battery cover.

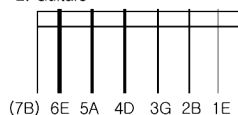


Remark

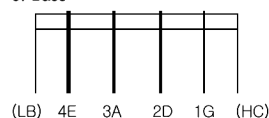
1. Chromatic Notes Table

| | | | | | | |
|----|----|----|----|----|---|---|
| C# | D# | F# | G# | A# | | |
| C | D | E | F | G | A | B |

2. Guitars



3. Bass



* PHYSICAL SPECIFICATIONS

- Dimensions(mm): 100*60*15.
- Weight(g): 70(including batteries)
- Battery: Size AAA * 2 (3V).
- Built-in Speaker: ϕ 27mm, dynamic speaker.
- Earphone Jack: ϕ 3.5mm jack.
- Input jack for Electric Guitar and Bass : ϕ 6.3mm jack.

⚠ Noties

- The tuner may have malfunction if using or keeping in the following environment:
 - Expose in the sun for long time.
 - High temperature or humid environment.
 - Dirty environment.
 - Close to strong magnetic environment.
- Please use clean, soft and dry cloth to clean the product.
Never use water or other chemical liquid to clean.
- Please don't push the button or operate the battery cover with too much force to avoid damaging the product.

ARTEC®

TUNERS

<http://artecsound.com>