

ARTEC[®] AT-200C AUTO CHROMATIC TUNER

Dear Customer:

Thank you for choosing AT-200C digital tuner. Please carefully read the user's manual before using the product and operate the product according to the manual. Please keep the manual for the later reference.



CAUTION

- The tuner may have malfunction if using in the following environment:
 - *Expose in the sun for long time.
 - *High temperature or humid environment.
 - *Dirty environment.
 - *Close to strong magnetic environment.
- Please don't push the button or operate the battery cover with too much force to avoid damaging the product.
- Please use clean, soft and dry cloth to clean the product.
Never use water or other chemical liquid to clean.

Panel and Functions

Turn on or off the tuner by press the ON/OFF button.

When Turning on, the LED light flash from C to B.

When Turning off, the LED light flash from B to C.

The Tuner will turn off automatically after about 10 Minutes with out any sound input.

Tuning

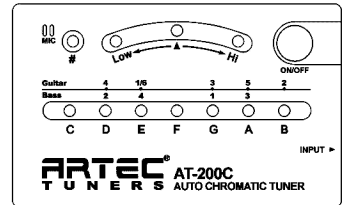
- The sound of the music instrument can be picked up from the internal mic(MIC)or the input jack(Φ6.3mm).

When the jack is plugged, the MIC will not work.

- Tuning result indication:

When tuning, the LED light will be on to indicate the note and the accuracy. When the difference of the note is less than 5cents, the upper central green light will be on. If the difference of the note is more than 5cents, the upper side red light will begin to light on together with central green light.

The lighting degree of the upper light will change as the note difference changes. when the note difference is more than 30cents, the upper central green light will be off and the side red light will be on for the strongest degree.



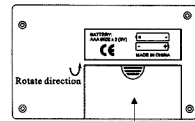
* Specifications

- Power supply : Size AAA * 2 (3V)
- Size(mm) : 92*57*15
- Weight(g) : 60(including batteries)
- Tuning range : C1(32.7Hz)~B7(3951Hz)
- Tolerance : +/- 1 cent
- LED indication : LED indicating the tuning result
- Automatically power off

Battery Installation

The tuner's power supply is battery. The battery comes together with the product. Please use two AAA size for replacement.

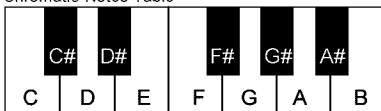
When the product is not working properly, please take out the battery and put in again after several seconds. If it is still not working, please replace the new battery.



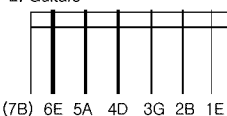
Side direction

Remark

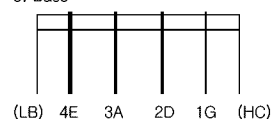
1. Chromatic Notes Table



2. Guitars



3. Bass



* The specifications and appearance subject to change without any prior notice for product improvement.

ARTEC[®] TUNERS

<http://artecsound.com>