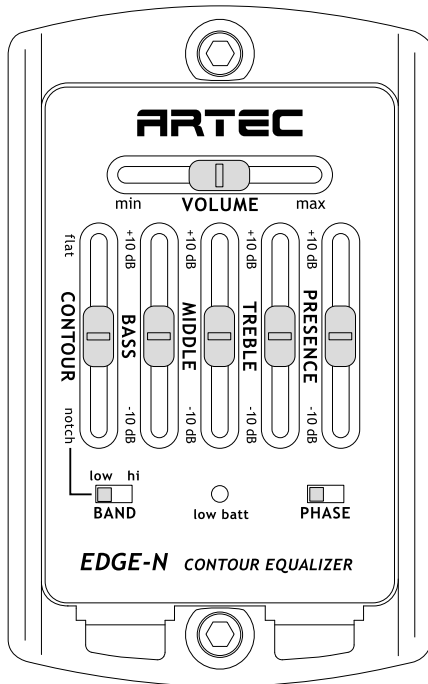


# EDGE-N

4 Band Equalizer preamp with Contour control

**ARTEC**  
<http://artecsound.com>



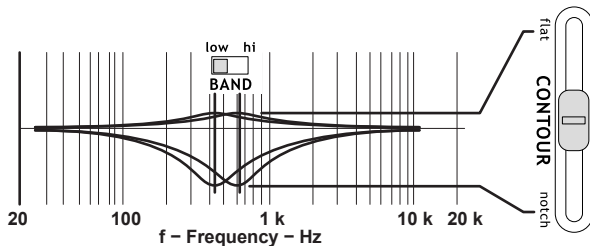
## FEATURES

### 4 Band EQ.

- PRESENCE : Very high range
- TREBLE : High range
- MIDDLE : Mid range
- BASS : Low range

**VOLUME** : Master output level

**CONTOUR** : Depth control of notch tone filter



**BAND** : Frequency of notch filter

**PHASE** : Phase reverse switch to reduce feedback.

## SPECIFICATION

### BATTERY :

9V Battery (6F22 or equivalent)

### VOLTAGE RANGE :

Min 7V to Max 12V

### INPUT IMPEDANCE :

1Mohm

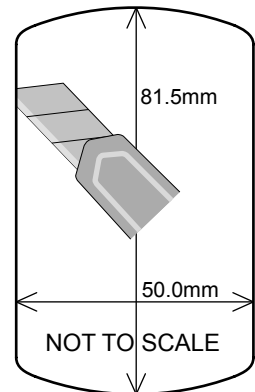
### OUTPUT IMPEDANCE :

1Kohm

Power is OFF when unplugging output jack.

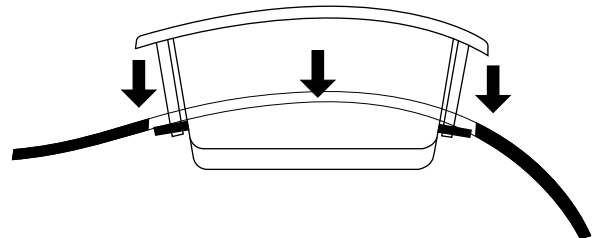
## INSTALLATION

1. Find the location having the same curve as EDGE EQ on the side of guitar




2. Cut out the hole with template

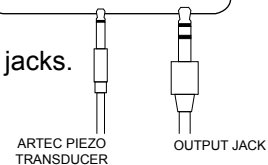
3. Insert EDGE EQ into hole of guitar.  
(Two clamps must be fully unfastened)



4. Fasten two hex screws properly.



5. Put plugs into jacks.



6. Open top cover and insert 9V battery.

